

TACKLING ORGANISED EXPLOITATION PROGRAMME

Q4 2025-26 Evaluation

Number of New Taskings – Q4

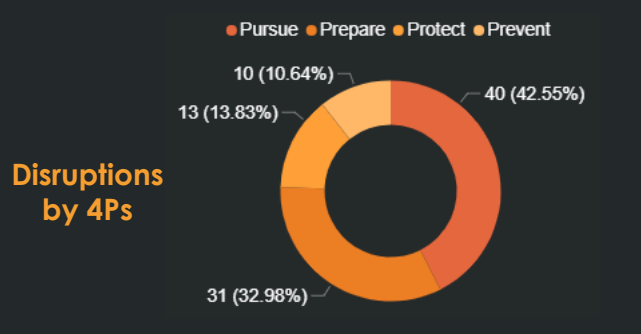
SOC Master List Operations	APMIS Agency Records (AARs)	Workload Tracker Taskings
12	96	86

Number of New Identifications – Q4


 <p>Disruptions</p> <p>94</p>	 <p>New OCGs Identified</p> <p>2</p>	 <p>Priority Individuals Identified</p> <p>2</p>
 <p>Safeguarding Referrals</p> <p>35</p>	 <p>Intelligence Reports</p> <p>568</p>	 <p>Total Apps shared with CE Users</p> <p>9</p>

Number of New Disruptions – Q4

New Operational Disruptions	Operations Disrupted Against	New Technical Disruptions
153	61	7



Threat Type Changes – 2025-26 FY




Organised Immigration Crime Taskings

146 ↑ 130% n. 53
Total Since Inception Increase in FY 25-26

TOEX have accepted 53 taskings relating to OIC in 2025-26, **more than double** the number actioned in 2024-25 (n. 23)

Over a third of these include an aspect of Modern Slavery and Human Trafficking (35.8%, n. 19).

Five also involve Cross Cutting offences and four involve Money Laundering.




Com Network Taskings

14 ↑ 100% n. 14
Total Since Inception Increase in FY 25-26

TOEX have accepted 14 taskings relating to Com Network across six regions and 12 different Force/ROCU customers, all of which were all tasked in 2025-26.

This threat type is relatively new to reporting processes, with **5x as many SOC ML assessments** in 2025-26 (n. 45) as in 2024-25 (n. 9)

It is anticipated that these figures will continue to rise throughout 2026-27 as we develop our understanding of the Com threat and continue to support Forces.



Child Sexual Abuse Taskings



252 ↑ 17.5% n. 74
Total Since Inception Increase in FY 25-26

TOEX have supported 74 new CSAE taskings in 2025-26, 17.5% more than in 2024-25 (n. 63). This is a number that has increased year on year with the **average number** of CSAE tasks accepted **per month** increasing by 1 each year:

22-23: 3 → 23-24: 4 → 24-25: 5 → 25-26: 6

22% (n. 252) of jobs supported involve an aspect of Child Sexual Abuse/Exploitation. 32.5% (374) of jobs supported by TOEX involve crimes against children.

Capabilities Environment Usage – 2025-26 FY Only

 <p>Number of Characters Translated</p> <p>2,562,159,937</p> <p>Translation Saving Opportunities</p> <p>£42,683,670</p>	<p>Companies House Usage</p> <p>7,852</p> <p>Client Eye Usage</p> <p>6,988</p> <p>Map Scraper Usage</p> <p>784</p>	<p>Wing It Usage</p> <p>6,316</p> <p>DART Usage</p> <p>1,440</p> <p>ICE Usage</p> <p>147</p>
 <p>Number of Minutes Transcribed</p> <p>396,643</p> <p>Transcription Saving Opportunities</p> <p>£528,329</p>		

External Feedback

“Research conducted by TOEX has been vital to securing charges against my suspect for MS and Trafficking. They were able to identify victims I needed to seek and offer additional communications and locations of interest.”

– Warwickshire DC, **TOEX NT Support**

“TOEX were able to conduct research into the suspect and victims and gather intelligence and evidence which has been hugely beneficial to the case [...] they exceeded expectations.”

– Northumbria DC, **NEROCU Op 108**

“The translation was completed incredibly quickly! This was a huge help because the defence statement was provided so late that the young victims s.28 hearings had to be delayed. Due to the quick turn around provided by TOEX, I am hoping that the s.28's can be rescheduled to prevent these two young people having to be cross examined during the trial date. I can't thank the team enough.”

– South Wales DC, **TARIAN Support**

Q4
2025-26

Q4 Feedback Responses Received

35

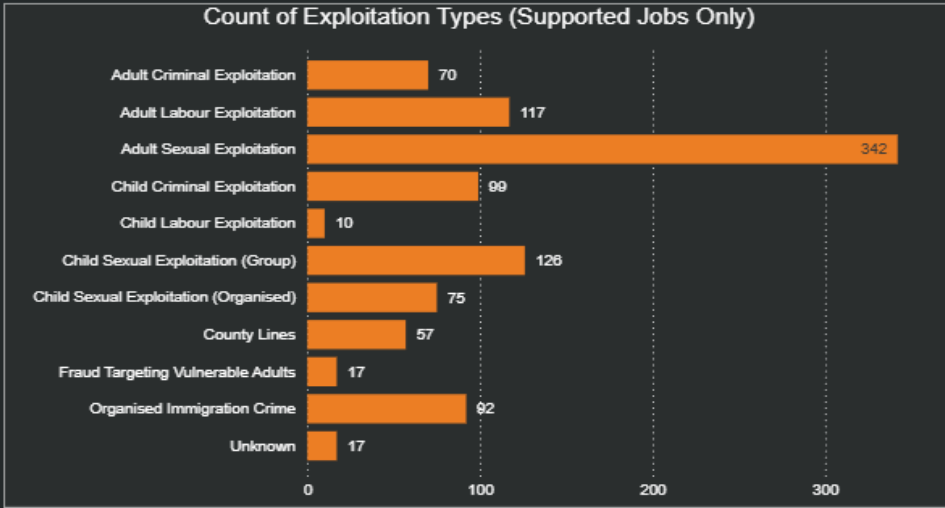
% of Respondents who would recommend TOEX

100%

Satisfaction Score (average % of responses agreeing good service)

95%

Since Inception



Total Number of Supported Cases

1160

Total Number of Supported Operations

1073

Total Number of SOC Master List Ops

321

Total Number of Disruptions

1319



TOEX cases: VAWG

77%



TOEX cases: Child Exploitation

33%



Safeguarding Referrals made

1210



OCGs Identified

43



Priority Individuals Identified

34



Vulnerabilities Identified

20

Figures correct as of 6th April 2026

Technical Delivery

All 43 Forces are using the Capabilities Environment

CE registrations

5,760

Times Apps used

47,763

Saving opportunities

£56.6m

Figures correct as of 13th April 2026

Find out more



For further information, please visit our website <https://www.toexprogramme.co.uk>